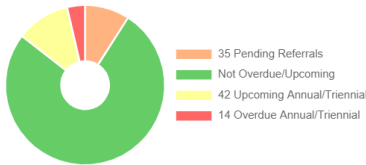
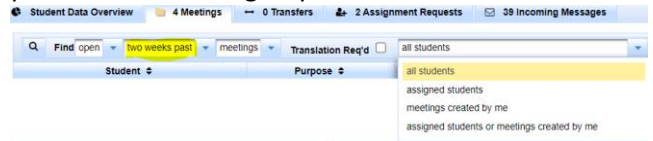


New features and **IMPORTANT** Information for all users in SIRAS



- **Use the Student Data Overview** links on your home page to monitor Upcoming and Overdue meetings for your caseload.
- On the homepage/Meetings tab, you can now find the meetings that have been open for 2 weeks and a new dropdown to choose a group of students.
- **Review your open meetings regularly.** Finalize

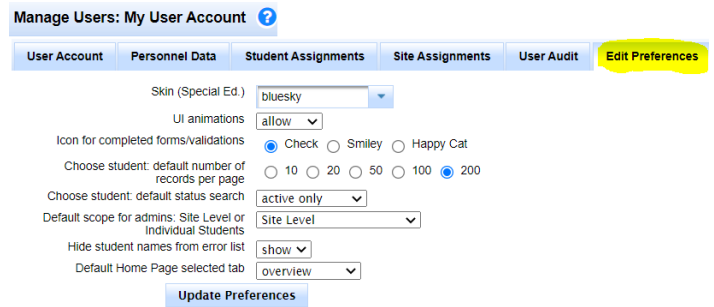
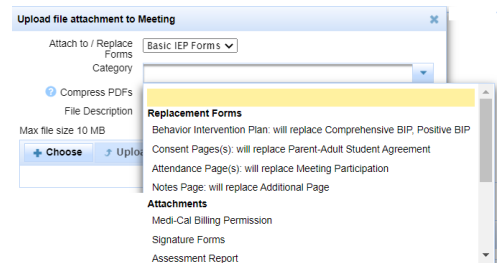
IEP meetings as quickly as possible. Finalized IEPs are sent to the CDE as they occur throughout the year. The absence in reporting of a timely IEP meeting appears late. Check your Incoming Messages on the homepage to see completed signature requests. Go to the IEP Manager to verify all needed signatures have been received before finalizing.



- Check out the State Performance Plan (SPP) Indicator 5 and 6 reports under Reporting/Statistical Reports/Predefined Reports. If you have numbers in red (below the pie chart) that means your district has not met the state-wide target.
- The Statistical Reports/Predefined Reports have been reorganized and improved.
- As a reminder, the district where the student is enrolled

(Reporting LEA) is the district that creates an IEP meeting and therefore reports the meeting to CALPADS from SIRAS. If you will be participating in an IEP meeting for a student enrolled in another district, the Reporting LEA can add you as a provider to the SIRAS record. This will grant you access to the meeting forms.

- SIRAS now has the ability now to replace the Behavior Plan with an uploaded Behavior Plan. In the IEP Manager/Uploaded Documents, select 'Basic IEP Forms' under Attach to/Replace Forms. The uploaded form must be a single document/PDF.
- **You can adjust your User Preferences** from the Tools menu/My Account.
 - Skins: allows you to personalize the look of your SIRAS account.
 - UI animation: alerts user of important messages and wiggles the message to get your attention.
 - Icon for complete forms/validations: instead of a green check, you can change to smiley face or happy cat.
 - Choose student: default number of records per page: the user can change the number of records viewed at once.
 - Choose Student-default status search: 'active/pending' or 'active' records.
 - Default scope for admins: Site Level or Individual Students: there is a little schoolhouse for admin access users only in the upper right corner. The user can toggle the site level scope default to 'Individually assigned' students to change the site level default to 'Individually assigned' students.
 - Hide student name from error list: this preference allows the admin user to hide the students name from the error list and only show the SSID number.
 - Default Home Page selected tab: there are several tabs on the SIRAS Home page. The default tab upon is the Student Data Overview, but this can be changed to the Meetings, Transfer Requests, or the Incoming Messages tab.



IMPORTANT Information for SIRAS Data Administrators in SIRAS

- Fall 1 LEA Approval is upon us. Review problem-solving resources posted on the [SIRAS4Admins](#) and [SIRAS4CALPADS](#) Padlets. A list of 2021-2022 SELPA/CALPADS Reporting Due Dates is [linked here](#).
- The deadline for Fall DRDP data in SIRAS is December 17, 2021. Report students with all Unable to Rate on the DRDP Exception list.